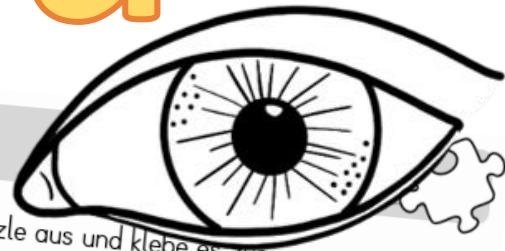


Geschichte + Puzzle

Laut

Au/au

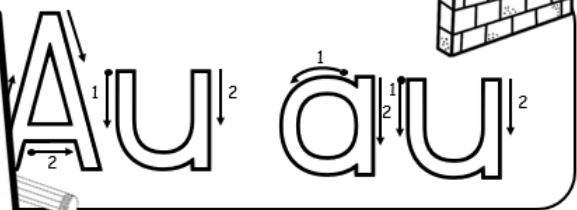
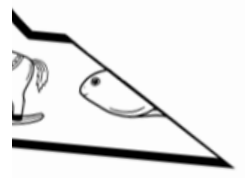




Laut me: /au
① Wo hörs zeu an. Schwinge die Silben.

de das Puzzle aus und klebe es zusammen.

Laut Au/au Name:

① Spure Au/au in 5 verschiedenen Farben nach.




Au Au Au Au
au au au au

Au au





- ① Höre der Geschichte zu. Welchen Buchstaben hörst du besonders oft?




Es war Mitte **August**. Für **Aurelia** und ihre Eltern sollte es auf Erlebnisreise nach **Australien** gehen. Es war das erste Mal, dass **Aurelia** im **Ausland** war. **Aufgeregt** stieg Familie **Auermann** am Flughafen ins **Auto**. Papa **Augustus** hatte einen großen **Audi** mit einem noch größeren **Auspuff** gemietet. Jetzt konnte ihr **Ausflug** losgehen! Sie mussten nur noch einmal **auftanken**, holten ein paar kalte Getränke aus dem **Automaten**, und dann machten sie sich **auf** den Weg. **Außergewöhnliche** Landschaften zogen **außen** vorbei. Sie starrte mit **aufgerissenen Augen** aus dem **Autofenster**. Was für ein **Ausblick**! Sogar ein **australisches Auerhuhn** kreuzte ihren Weg. Es hatte die Farbe einer **Aubergine**. Weil er so sehr staunte, nahm **Augustus aus** Versehen die falsche **Ausfahrt**. Doch keiner bemerkte es, auch nicht **Aurelia**. Sie hatten alle nur **Augen** für die **australische** Landschaft und die Tiere. Auf einmal hörten sie einen lauten Knall. **Auweia!**

Der Reifen, der bis gerade noch **aufgepumpt** war, war lauthals geplatzt. Als sie aus dem **Audi ausstiegen**, bemerkten sie, dass sie fernab der **Autobahn** waren und sie mitten in der **australischen** Prarie standen. **Au au!** Papa **August** schüttelte seinen Kopf. Er stieg aus dem **Auto aus** und sofort fiel ihm ein **Aushang** auf, der an einem Baum hing: „Bitte **aufpassen!** Wilde Tiere“. Noch ehe **Aurelia** den **Aushang** richtig entziffern konnte, hören sie **auch** schon in der Nähe ein lautes: „**Auuuu, Auuu**“. Dieses „**Auuu**“ klang allerdings nicht mehr wie das zögerliche „**Auu**“ eines **Auerhuhns**, sondern vielmehr nach einem **außergewöhnlich** großem, wilden Tier. **Auf** einmal raschelte es hinter einem Strauch. **Aurelia** stieß einen schrillen Schrei aus.

Da rüttelte plötzlich sanft eine Hand an ihrer Schulter. **Aurelia** schreckte auf. Es war nur ein Traum. Sie lag in **Augsburg** in ihrem Bett, wie eh und je. „**Aufwachen, Aurelia**“, rief ihre Mutter: „Papa **Augustus** und ich haben eine Überraschung. Wir fahren in den Herbstferien mit dem **Auto** durch **Australien**. Freust du dich?“ Aber **Aurelia** konnte sich nicht freuen. „**Auweihhh**“, schrie sie und zog sich die **auberginenfarbene** Decke bis über beide **Augen**.

- ② Höre der Geschichte noch einmal zu. Merke dir Wörter mit Au/au.





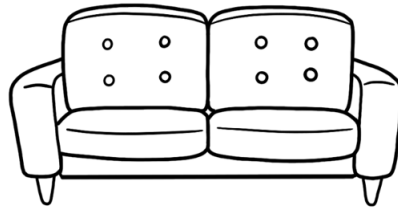





Laut Au/au

Name: _____



① Höre der Geschichte zu. Male nur die Bilder an, die du gehört hast.



Laut Au/au

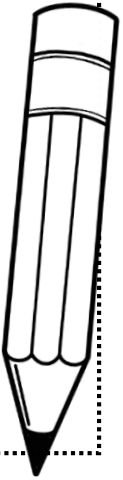
Name: _____



Tracing guide for the letters A, a, U, and u. The uppercase letters A and U are shown with stroke order arrows and numbers 1 and 2. The lowercase letters a and u are also shown with stroke order arrows and numbers 1 and 2. Illustrations include an eye, a pencil, and a screwdriver.

① Male Dinge mit Au/au.

Large dashed box for drawing or coloring.



② Suche Bilder in Zeitungen mit Au/au und klebe sie auf.

Large dashed box for pasting newspaper clippings.




Laut Au/au

Name: _____




- ① Was kann man an deinem Automaten kaufen? Male, schneide dann aus und schreibe.



Laut Au/au

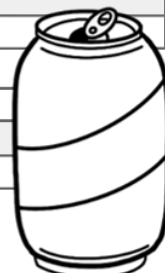
Name: _____



- ① Schreibe, klebe dann das Blatt auf die Rückseite des Automaten.



Mein Automat




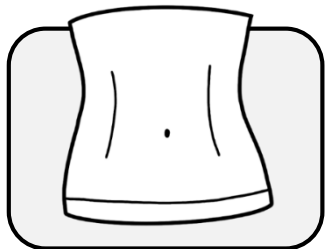


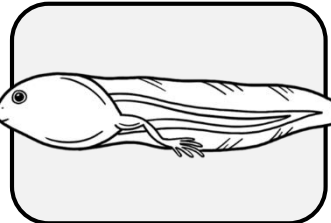


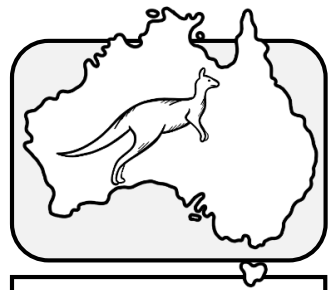
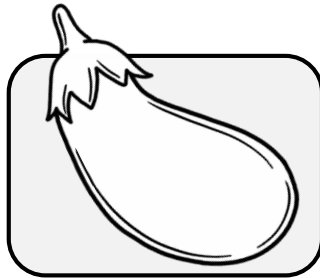
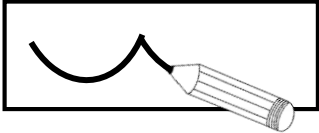



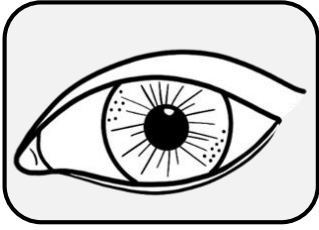


Laut Au/au

Name: _____



① Schwinge die Silben.

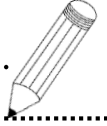




Laut Au/au


Name: _____





① Wö hörst du Au/au? Kreuze an. Schwinge die Silben.





		
<input type="checkbox"/> 		


		
<input type="checkbox"/>		


		
<input type="checkbox"/>		


		
<input type="checkbox"/>		


		
<input type="checkbox"/>		


		
<input type="checkbox"/>		


		
<input type="checkbox"/>		


		
<input type="checkbox"/>		


		
<input type="checkbox"/>		


		
<input type="checkbox"/>		


		
<input type="checkbox"/>		

		
<input type="checkbox"/>		

		
<input type="checkbox"/>		

		
<input type="checkbox"/>		

		
<input type="checkbox"/>		


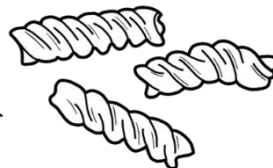



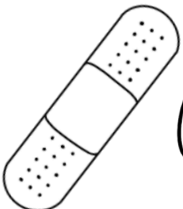

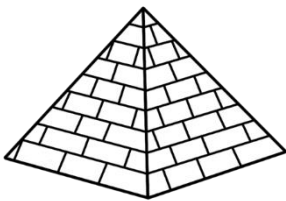

		
<input type="checkbox"/>		

Laut Au/au

Name: _____



① In jeder Reihe gibt es nur zwei Bilder mit Au/au. Male sie an.

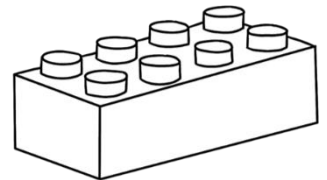


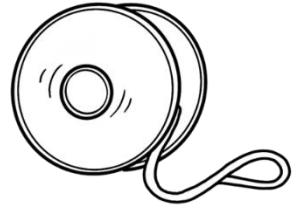



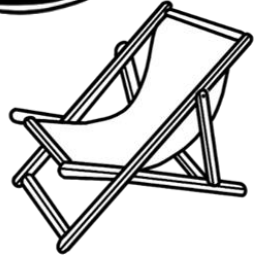
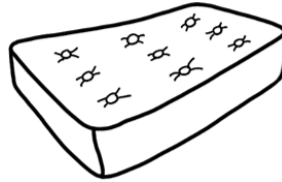

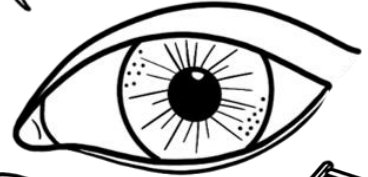


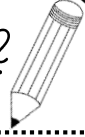


Laut Au/au

Name: _____



① Male die Bilder mit Au/au bunt an. Findest du alle?

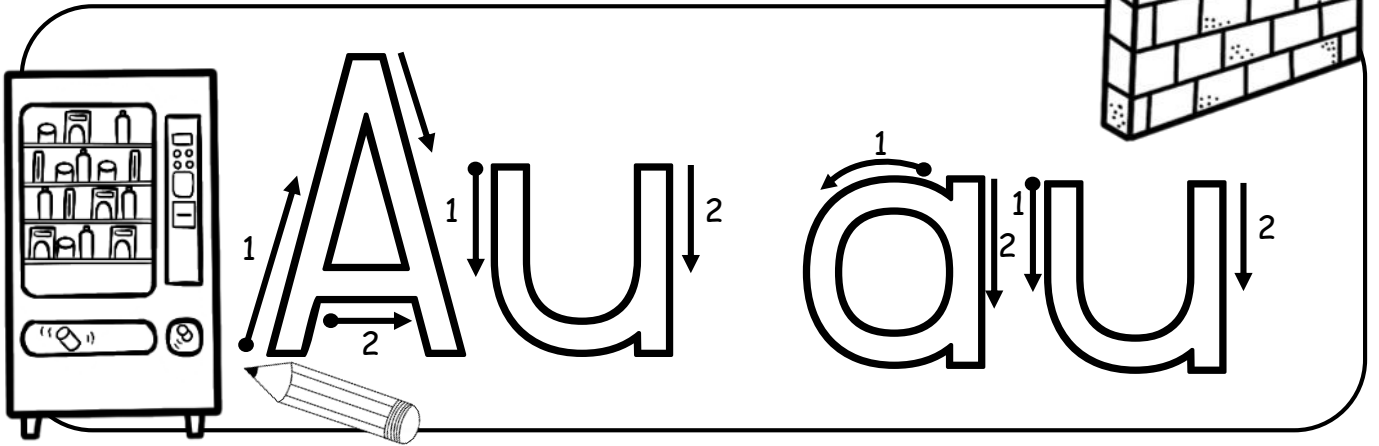


/ 10

Laut Au/au

Name: _____

① Spure Au/au in 5 verschiedenen Farben nach.



Au Au Au Au Au
au au au au au

② Schreibe.


Handwriting practice lines with a house icon on the left of each line:

- Au _____
- Au _____
- au _____
- au _____
- Au au _____



Laut Au/au

Name: _____



① Kreise Au/au ein.



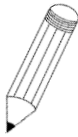
Au eu z sch g ie t z Eu Au au h ie sch eu au i o eu
J au d f G Sch g U ie Ch au eu Au Eu sch i Au a
O au eu i p sch Sch eu Au au i e au h o Au p o l i
R w Au h g au i o p eu sch Ei au l o Au z o i au e

② Spure nach.




Au au Au au Au
au Au au Au au


③ Schreibe Wörter mit Au/au.



 Auto


 Auge

 Frau



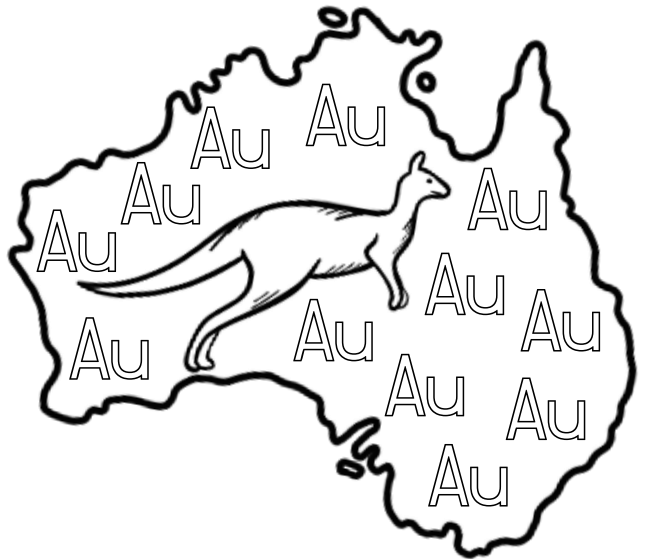



Laut Au/au

Name: _____



① Spure Au/au nach.



Au au Au au Au au Au

Laut Au/au

Name: _____



1 Lies und verbinde.



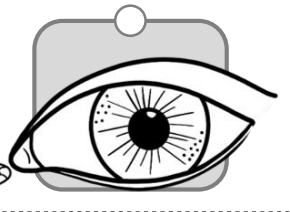

Auto

Auge

Haus

Maus

Faust




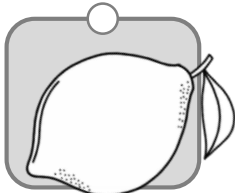
Auspuff

sauer

Rauch

Urlaub

Schraube




Aubergine

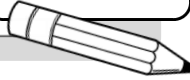
Ausblick

Automat

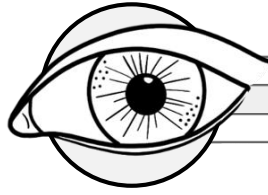


Australien


Ausfahrt










① Verbinde und schreibe.













Auto











Laut Au/au

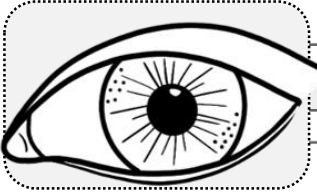
Name: _____




① Spure die Wörter nach. Schreibe dann ab.



Auto




Auge



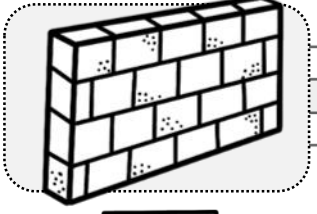
Maus



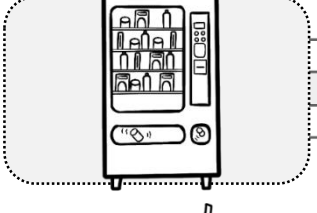
Haus



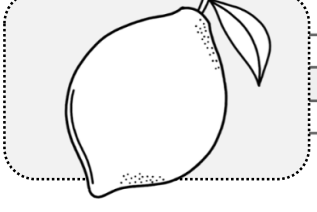
Schraube



Mauer




Automat




sauer

Laut Au/au

Name: _____



① Spure die Wörter nach. Schreibe dann ab.



Ausblick




Faust



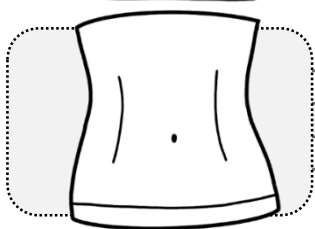
Aubergine




Knoblauch



Ausfahrt



Bauch




Auspuff




Rauch









Laut Au/au

Name: _____




① Suche dir 8 Bilder aus. Male an und schreibe.



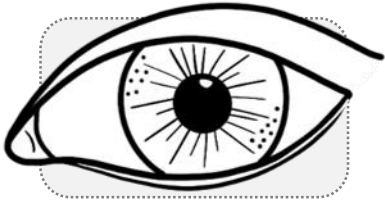
	_____		_____
	_____		_____
	_____		_____
	_____		_____


Laut Au/au


Name: _____




① Schreibe erste Wörter mit Au/au.

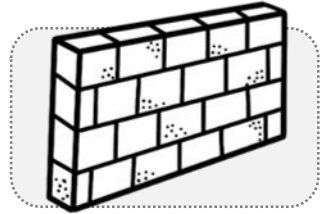


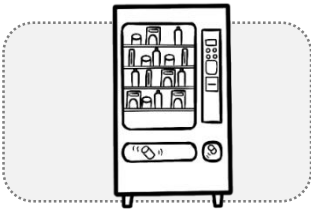


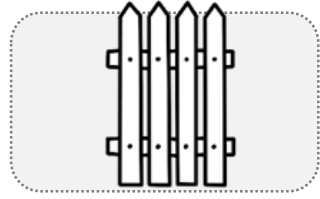























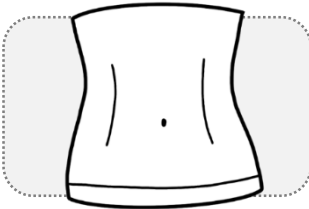
① Schreibe erste Wörter mit Au/au.







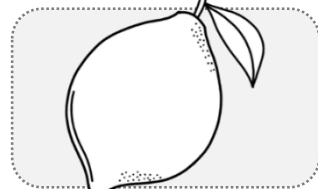




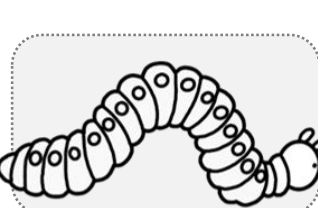











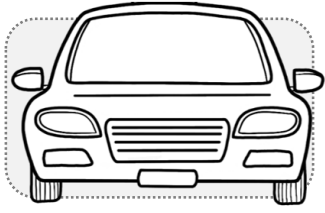




Laut Au/au


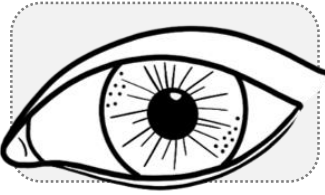
Name: _____

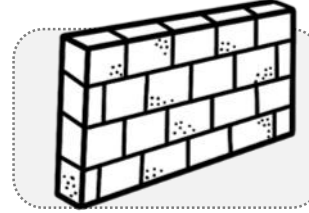


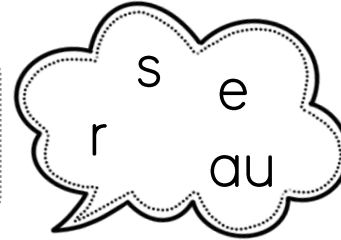
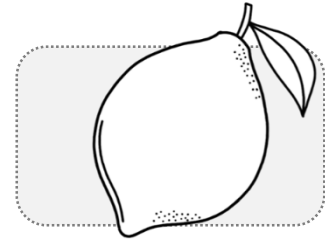
① Ordne die Buchstaben und schreibe die Wörter.







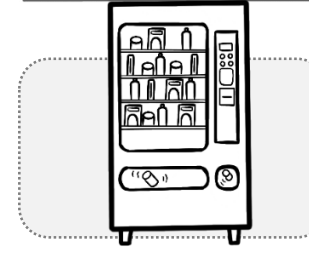




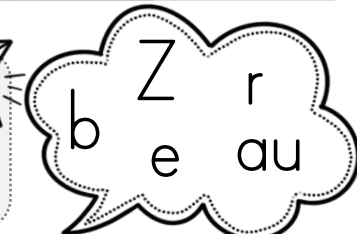
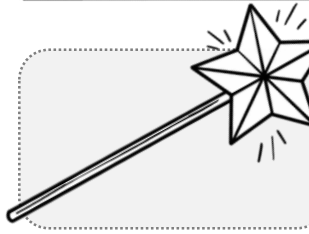


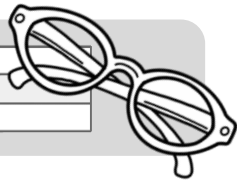













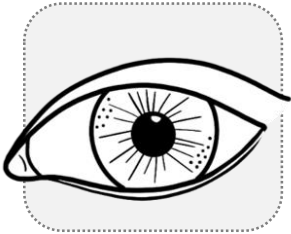
① Lies die Wörter und kreuze an.




- aus
- Auto
- Aula



- Laus
- Maus
- Haus



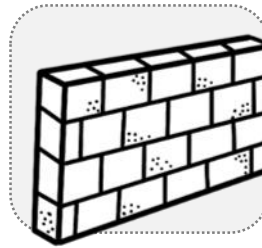
- Auge
- Auto
- Aula



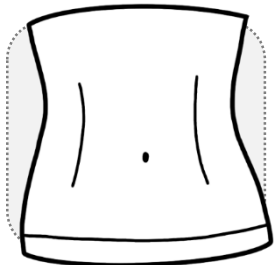
- Sau
- Bau
- Frau




- Raum
- Traum
- Baum




- Lauer
- Mauer
- Dauer



- Rauch
- Lauch
- Bauch



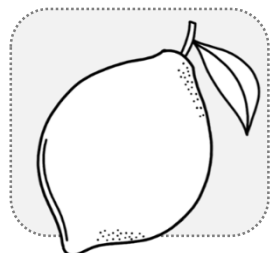
- Schaukel
- Schraube
- Schaufel




- Autofahrt
- Autobahn
- Automat



- Lauch
- Rauch
- Bauch




- bauer
- auf
- sauer



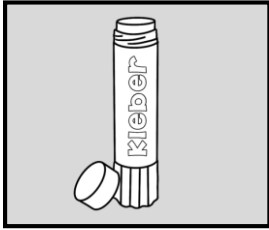
- Ausfahrt
- Auswahl
- Automat

Laut Au/au

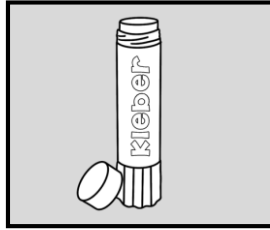
Name: _____



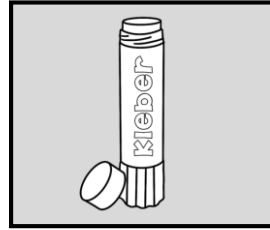
① Klebe das Bild über das richtige Wort.



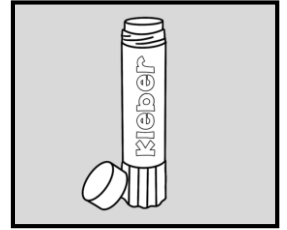
Mauer



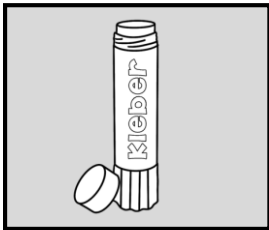
Daumen



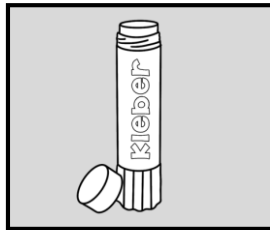
Auspuff



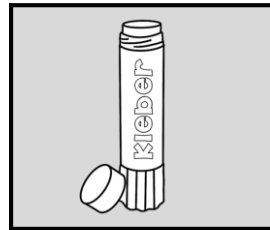
Urlaub



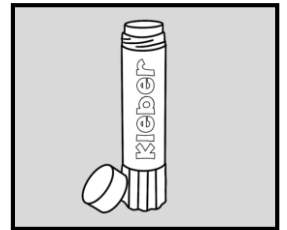
Auge



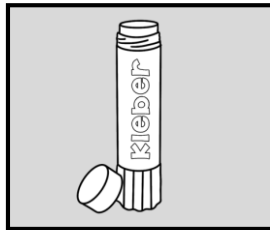
Schaufel



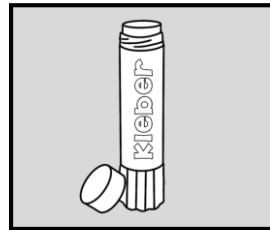
Schraube




bauen




Knoblauch



Astronaut






① Lies die Treppenwörter laut vor.

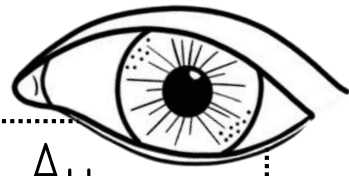
Au
Aut
Auto
Autos

F
Fr
Frau

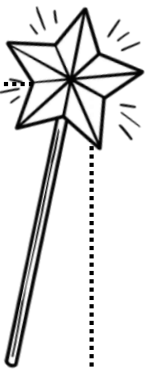


R
Rau
Raup
Raupe

Au
Aug
Auge
Augen




Z
Zau
Zaub
Zaube
Zauber



T
Tau
Taub
Taube
Tauben

Au
Aus
Ausp
Auspu
Auspuff


D
Dau
Daum
Daume
Daumen



Au
Aut
Auto
Autom
Automa
Automat





T
Tr
Trau
Traub
Traube
Trauben



Sch
Schau
Schauf
Schaufe
Schaufel
Schaufeln

Sch
Schau
Schauk
Schauke
Schaukel
Schaukeln






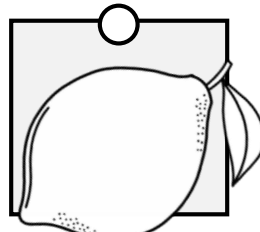
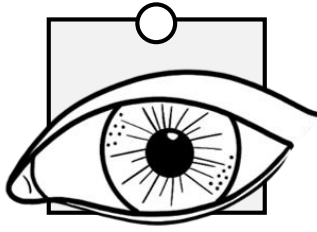

① Lies die Treppenwörter laut vor. Verbinde dann.

Au
Aug
Auge
Augen

St
Str
Strau
Strauß

b
bau
baue
bauen

s
sau
saue
sauer



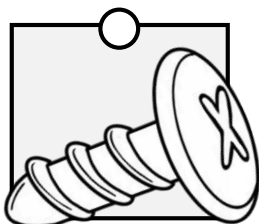
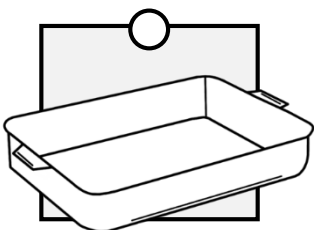


Sch
Schr
Schrau
Schraub
Schraube
Schrauben

T
Tau
Tauch
Tauche
Taucher

Au
Auf
Aufl
Auflau
Auflauf

Au
Aus
Ausf
Ausfah
Ausfahr
Ausfahrt

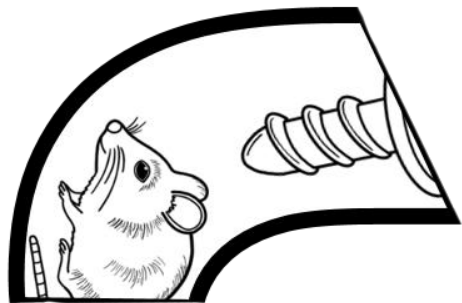

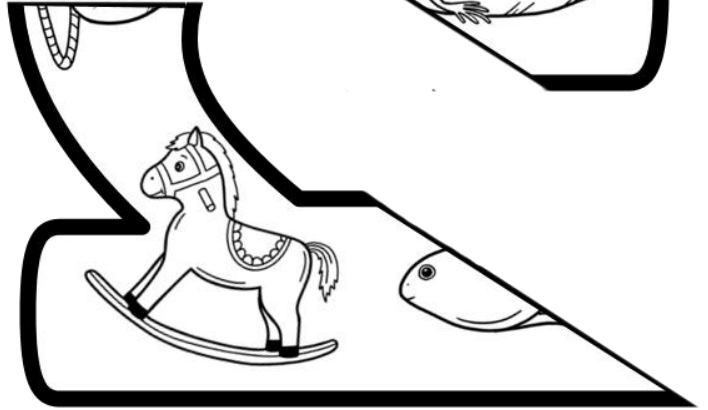
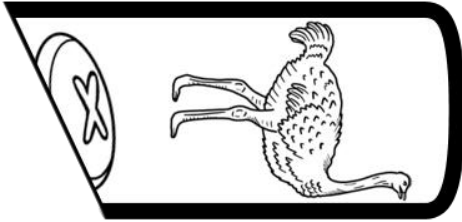
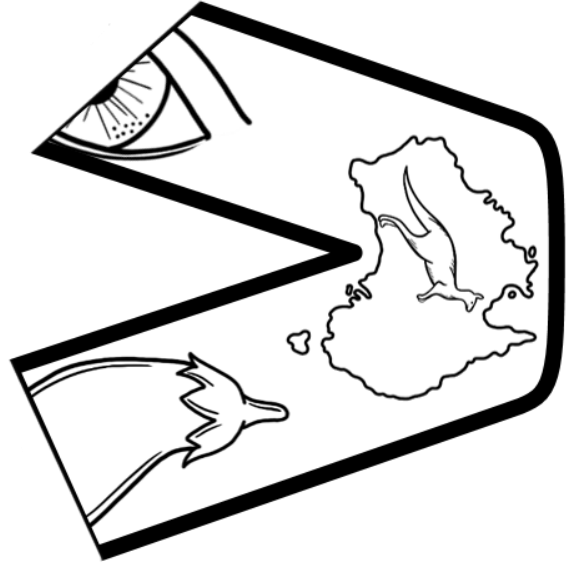



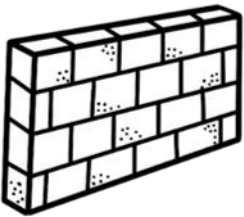


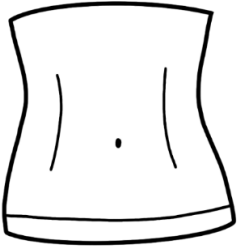

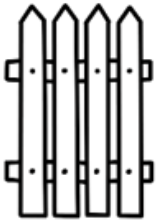



Laut Au/au

Name: _____


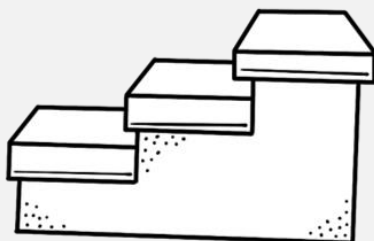
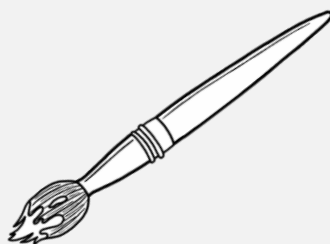


① Schneide das Puzzle aus und klebe es zusammen.





Symbole für Stationsarbeit



Infos zur Nutzung meiner Materialien

Do's:

- Du darfst meine Materialien in deinem Unterricht benutzen, so häufig und oft wie du magst.
- Du darfst meine Materialien auf sozialen Medien posten mit Erwähnung meines Namens oder einen Hinweis auf mein Profil bei LMP.

Don'ts:

- Du darfst mein Material nicht weiter verbreiten und vervielfältigen (kein Teilen auf sozialen Netzwerken, in Clouds, der Dropbox etc.). Das ist urheberrechtlich untersagt.
- Du darfst meine Materialien nicht weiter verkaufen.



Erstellt und illustriert von Odd Bird & Company
Schrift auf dem Cover von Froilein Kunterbunt
Schrift im Material von Dunkelbunterregentag,
Schriftartenpaket von Eduki (DR Hand) und
Kimberly Geschwind