


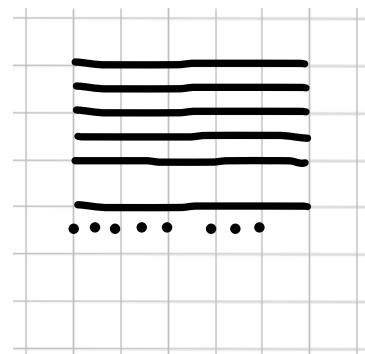
Name: \_\_\_\_\_

Datum: \_\_\_\_\_

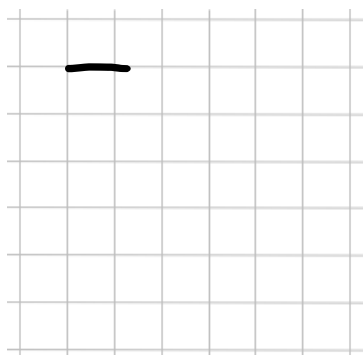
## Zahlbilder zeichnen mit Lineatur




Zeichne Striche für  
Zehner und Punkte  
für Einer. Lasse immer  
nach „fünf“ eine Lücke.




68




45




54



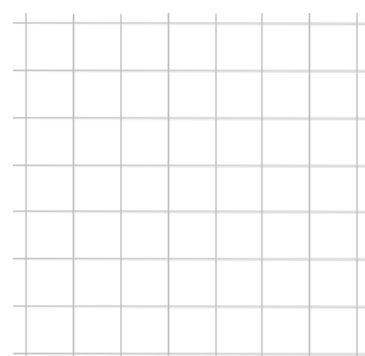
73




65




82



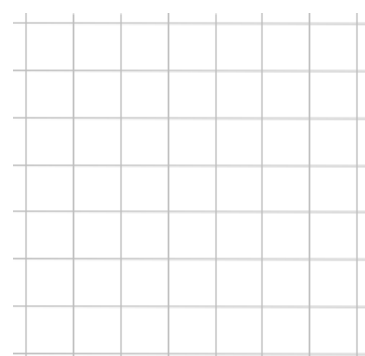
39



26



78



97


Lernvideo




Name: \_\_\_\_\_

Datum: \_\_\_\_\_


## Zahlbilder zeichnen ohne Lineatur




Zeichne Striche für  
Zehner und Punkte  
für Einer. Lasse immer  
nach „fünf“ eine Lücke.




76




47



53




79




54




65




81



98



32



100

Lernvideo

